



Atech Flash Technology, Inc.

# iDuo Hub 3.0

SuperSpeed USB 3.0 4-Port Hub  
with 2 Fast Charge Ports

Quick Start Guide



Technical Support :

Toll free number (USA only) 1-800-964-3088

[support@atechflash.com](mailto:support@atechflash.com)

[www.atechflash.com](http://www.atechflash.com)

# Installation Power Setup

## Power Adapter connection of USB Hub

1. Plug Power Adapter Round connector into 5V round port of iDuo Hub 3.0 .
2. Plug the Power Adapter power end into AC Wall Socket or Power Strip.
3. Stand-Alone operation, plug USB Device into Fast Charge ports.
4. Computer hub operation, proceed to next Installation step.



*5V Power Plug on USB Hub*



*Power Adapter to AC Power Socket*



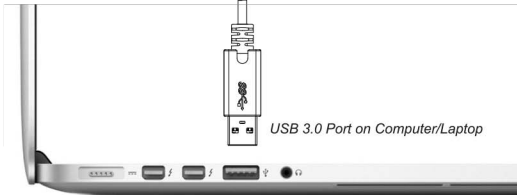
# Installation Hub Setup

## Connection of USB Hub

1. Plug Micro-B end of the USB cable into the rear USB Port on iDuo Hub 3.0.
2. Connect the other end of the USB cable to USB 3.0 port on your computer.
3. Wait for computer to recognize new hardware device. (no drivers required)
4. Power LED indicator should be illuminated.



*Micro-B USB 3.0 Port on Hub*

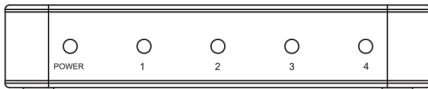


*USB 3.0 Port on Computer/Laptop*

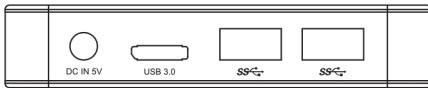
# Using iDuo Hub 3.0

Using iDuo Hub 3.0 is simple, just plug your USB devices into the USB ports on the hub. Once the USB device is plugged into the hub, the LED indicator should be illuminated to inform that the USB device is recognized by your computer. Now you can begin using the USB device.

## Front View - LED Indicators



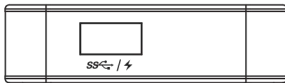
## Rear View - Power & USB 3.0 Ports



## Right View - Fast Charge Port



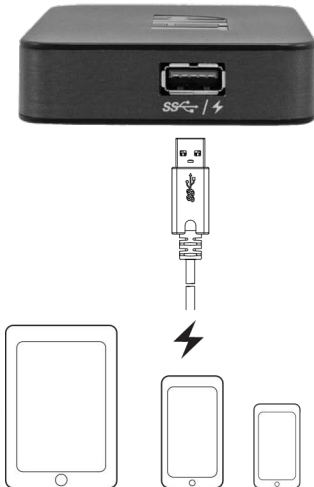
## Left View - Fast Charge Port



# Fast Charge Ports

iDuo Hub 3.0 has two Fast Charge Ports, this is a great feature to charge your USB devices such as Smartphones, Tablets and MP3 Players.

**\*\*Fast Charge is not supported with all USB devices, please check your USB device User's Guide for more details.\*\***



# Limited Warranty

Atech Flash Technology, Inc. ("AFT"), warrants to the original end user ("Customer") that under normal intended use AFT products will be free from defects in materials and workmanship for one (1) year from the date of purchase. During warranty period, AFT shall either repair, or replace defective product. AFT shall not be liable for any losses or damages of any kind resulting from the use of AFT products or damages used on products returned to AFT for service. AFT accepts no liability for and provides no expressed or implied warranty against any loss of business or profits arising out of the sale or use of any AFT product, even if advised of the possibility of such damages.

You may register your product at <http://www.atechflash.com>. Customer must have proof of purchase and obtain warranty service authorization from AFT within the applicable warranty period before returning defective products to AFT. Returned products must be shipped prepaid and packaged appropriately, and it is recommended that they be insured or sent by a method that provides for tracking of the package.

Limitations: This limited warranty is in lieu of all other warranties, terms or conditions; including warranties, terms, or conditions of merchantability, fitness for a particular purpose, satisfactory quality, suppliers, and in no event will AFT be liable for any special, incidental, consequential, or indirect damages resulting from the possession, use or failure of this product. Product names mentioned herein are for identification purposes only and may be trademarked and/or registered trademarks of their respective companies.

Specifications are subject to change without further notice.

All trademarks, trade names and copyrights are properties of their respective owners.